


Receiving Teleflex UDI Data via the GDSN

Teleflex is happy to share its UDI/GS1 product data with active trading partners. Our preferred method of sharing data is through the **Global Data Synchronization Network (GDSN)** to ensure data is always kept up to date in real time. Use the following 6 steps to get started!

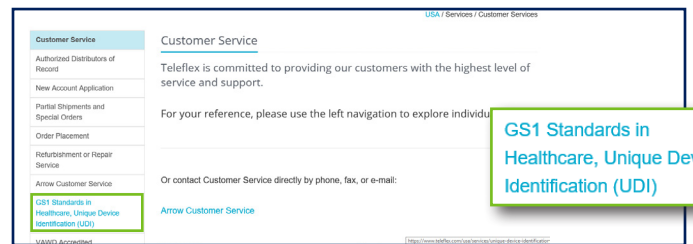
1

First, start off at Teleflex.com. In the top navigation menu, select "Services."




2

Select the UDI/GS1 link in the navigation pane on the left side of the screen.



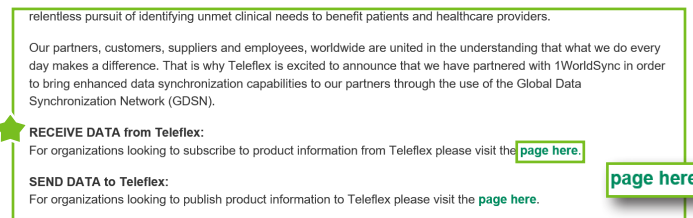
3

Here you will find the link to register for the data exchange in addition to more information about our UDI/GS1 efforts.



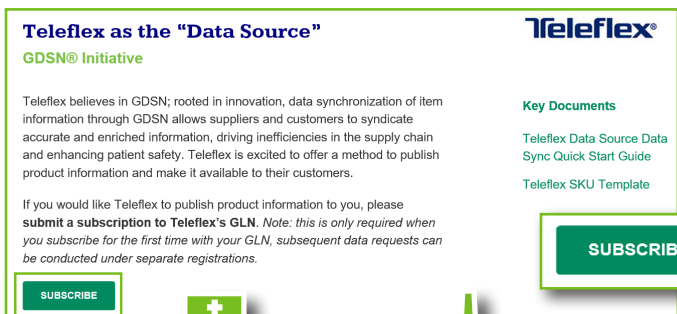
4

The registration link will take you to our official data partner, 1WorldSync. Choose the link under **Receive Data**.



5

If you have not already done so, you will need to **subscribe** to us. This will establish the partnership.



6

After you **register**, we will collect some vital information (such as desired SKUs) that will complete the connection.

